

EMERGENCY SANITATION






Imagine first that an earthquake has occurred. You grabbed your go-bag and headed up hill. You meet your neighbors and all watch as the tsunami comes in. But you are cold and nervous, and just at the wrong time you have to pee.

Now what!!

Great suggestions from Sue Graves!



Now we cover the next two scenarios:

Number 1:

Kay helps us plan for the first week

Number 2:

Anne helps us plan for beyond the first week

OREGON RESILIENCY PLAN

Critical Service	Zone	Estimated Time to Restore Service
Electricity	Valley	1 to 3 months
Electricity	Coast	3 to 6 months
Police and fire stations	Valley	2 to 4 months
Drinking water and sewer	Valley	1 month to 1 year
Drinking water and sewer	Coast	1 to 3 years
Top-priority highways		
Healthcare facilities	Valley	18 months
Healthcare facilities	Coast	3 years

THE FIRST WEEK...

Chaotic

Exhausting

Search & Rescue

Triage

Disaster First Aid

Disaster psychology

Disaster Communications

And now for “Number One”...

Imagine next that it has been 12 hours since the earthquake, the tsunami has receded, and everybody heads back home to see what happened to their house.

You arrive and find that the tsunami just missed your house.

It is cold and the long walk down the hill has you crossing your legs. You run to the bathroom but find there is no water!




**Now
what?!**

**Don't you wish you were a kid and
could pee anywhere!**



I am the master of my own bladder!!

THAT only works for so long!



I do not have to urinate. I am master of my own bladder.

There is no single solution.

Every individual, family, and community should choose and plan for a solution that needs their specific needs.



I live in a community that has a large elderly population.

Many can barely walk to the toilet in their own home, much less walk to a community latrine in their neighborhood.

**But it is critical that all people
choose a safe solution to prevent
disease and not contaminate our
fresh water sources!**

One solution

Bucket toilet


Waste covered by layers of organic material such as sawdust or dirt.



One solution

Bucket toilet

Or a product such as
“Poo Powder” can be
used to turn the waste
into a gel-like material



One solution



Bucket toilet

**Many will even have a
bedside commode
available**

Emptying the commode can be a problem

Where is the commode emptied?

Are elderly people strong enough to lift the bucket the pour the waste into a second storage container?



For the first week or so, you might consider using *plastic liners.*

Use strong liners such as trash compactor bags or litter box liners.



And no problem if you don't have a toilet seat for the commode!



**And, why not use our own toilet in
the privacy of our own homes!**








**If your house has
been damaged**

**Bucket toilet in a
portable latrine tent**

The traveling “bag brigade”...



Bag to barrel composting solution

More on composting from Anne...



Now ... Number Two from Anne...

Imagine that it is one week later. You and your neighbors all gather together to talk about what to do about long term sanitation.

Everybody has a different idea. But nobody really knows what is safe and practical. practical.

Now what!! **Now what!!**